

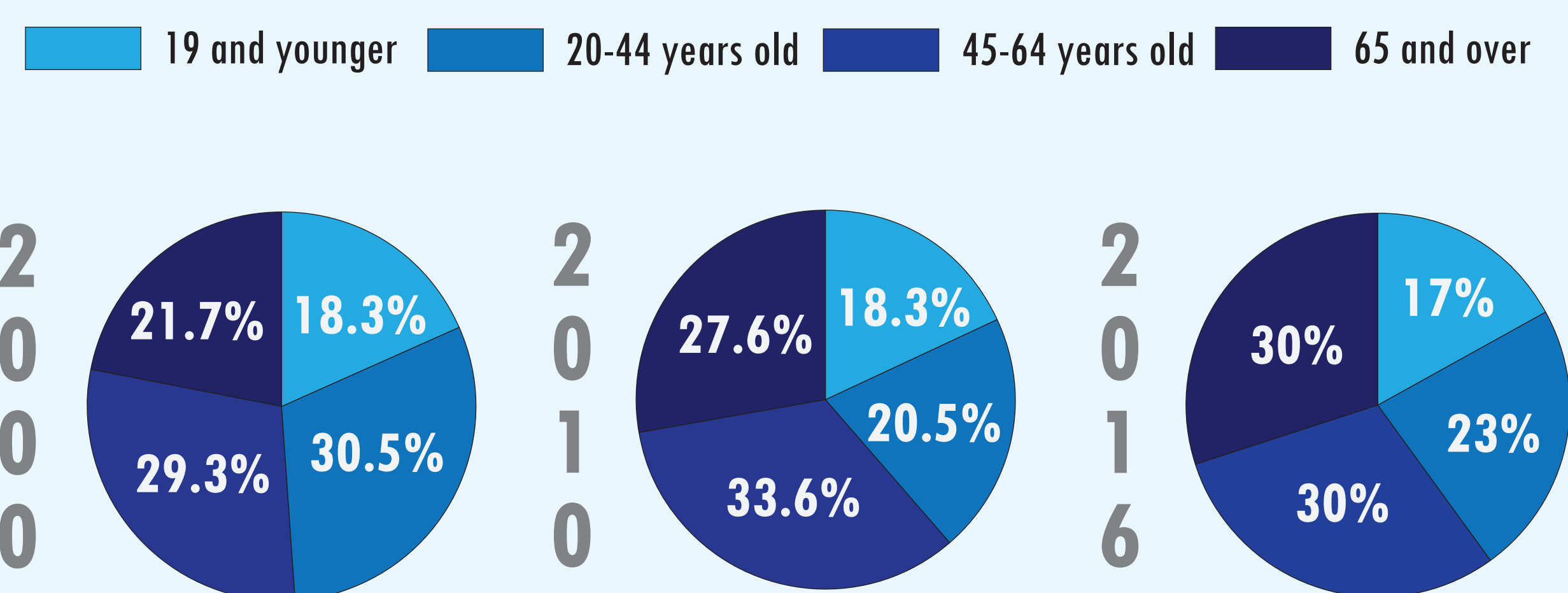
# Jackson, New Hampshire

## DEMOGRAPHIC & HOUSING SNAPSHOT

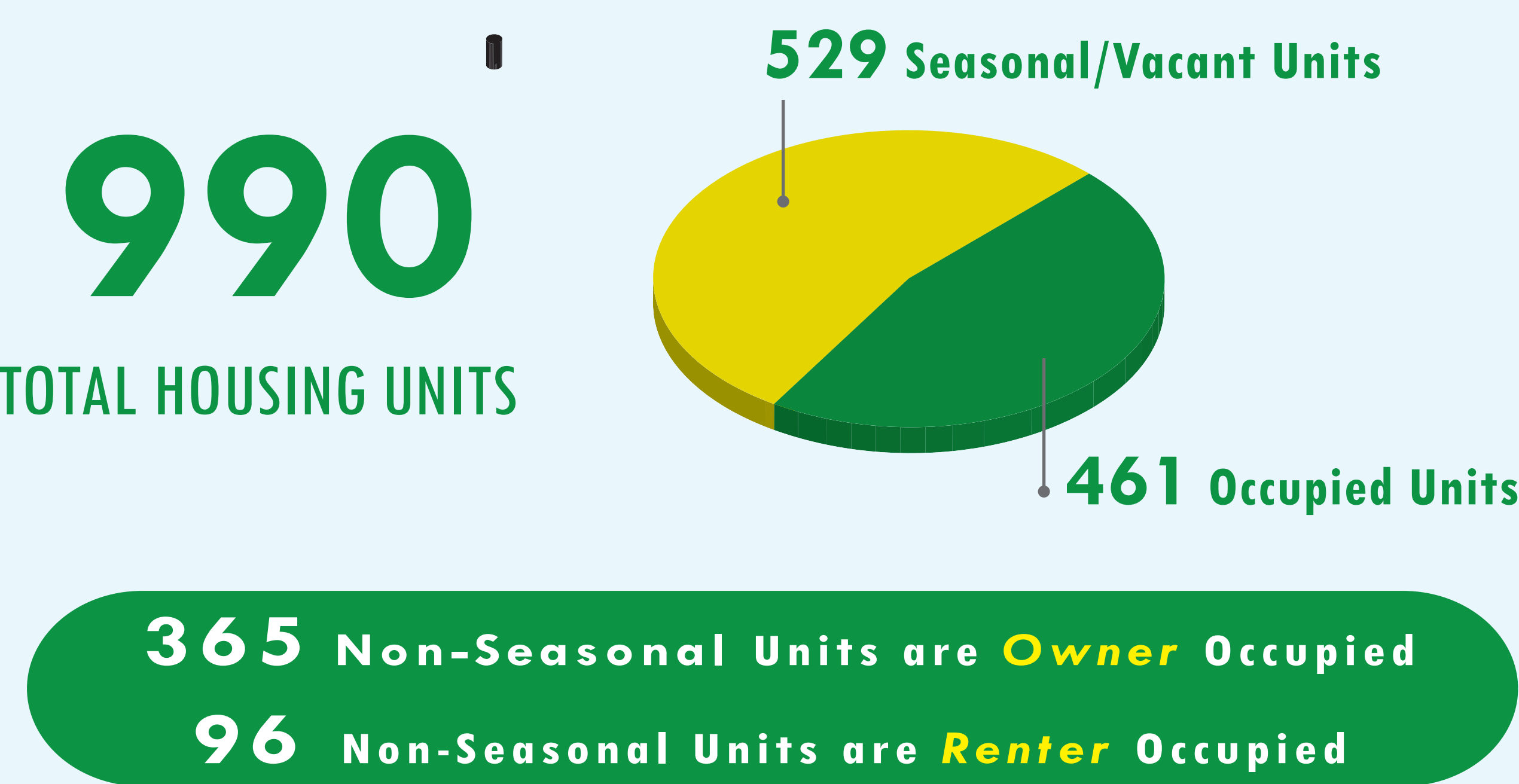
### Population (US Census)

**1,082** residents in 2016  
**816** residents in 2010  
**835** residents in 2000

### Population Trends by Age (US Census)



### Number of Housing Units



### Types of Housing Units (US Census)



### Housing Costs (US Census)

	Jackson, NH	Carroll County
Median Housing Unit Value	\$385,000	\$227,300
Median Monthly Mortgage	\$1,357	\$1,440
*Median Monthly Mortgage (Local Bank #s) Values determined by 30-year, 20% down, 4.375% mortgage rate	\$1,538	\$908

### Value of Owner-Occupied Units US Census

**\$100k - \$149k = 9 housing units**  
**\$150k - \$199k = 43 housing units**  
**\$200k - \$299k = 54 housing units**  
**\$300k - \$499k = 151 housing units**  
**\$500k - \$999k = 97 housing units**  
**\$1,000,000+ = 11 housing units**

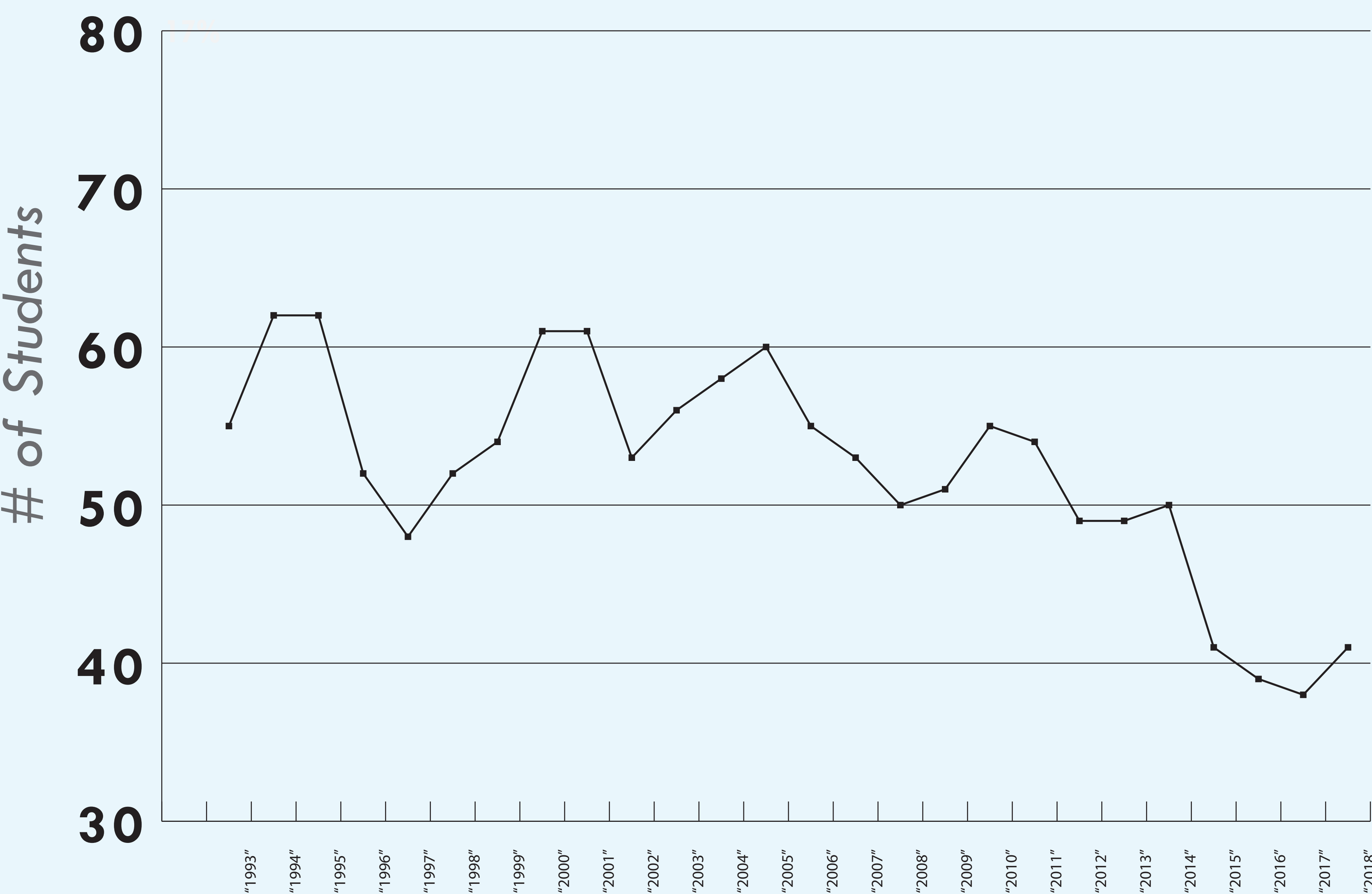
### Median Age (US Census)

**52.8** in Jackson  
**50.9** in Carroll County  
**42.4** in NH

### Median Household Income (US Census)

**\$79,306** in Jackson  
**\$56,289** in Carroll County  
**\$68,485** in NH

### Student Population Trends



**1.1%**  
Vacancy Rate in Carroll County  
(NH Housing)

There are currently 20  
Housing Units for sale in  
Jackson ranging from  
\$189k to \$1,295,000.  
**Only two are under  
\$300,000.**

### RENTERS

**\$34,180**

Income (60% of  
2017 HUD Median  
Area Income for a  
family of three)

**\$850**

Estimated Maximum  
Affordable Monthly  
Rent

**\$1,500**

Typical Monthly Rent  
in Jackson

### Workforce Housing in Carroll County

#### OWNERSHIP

**\$63,300**

Income (100% of 2017 HUD Median Area Income for a  
family of four)

**\$239,000**

Estimated Maximum Affordable Purchase Price