

Jackson, New Hampshire

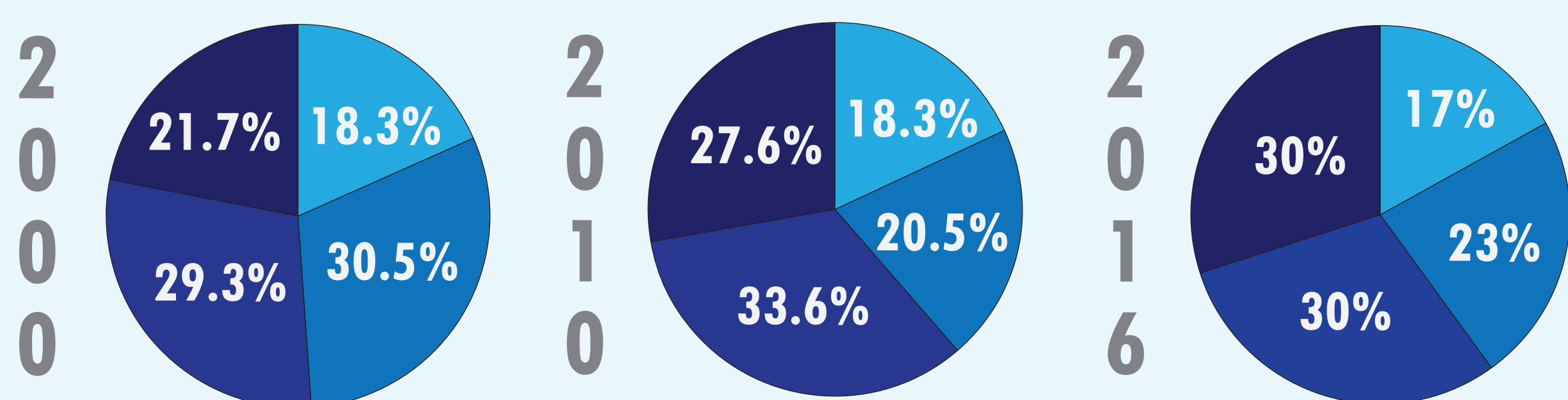
DEMOGRAPHIC & HOUSING SNAPSHOT

Population (US Census)

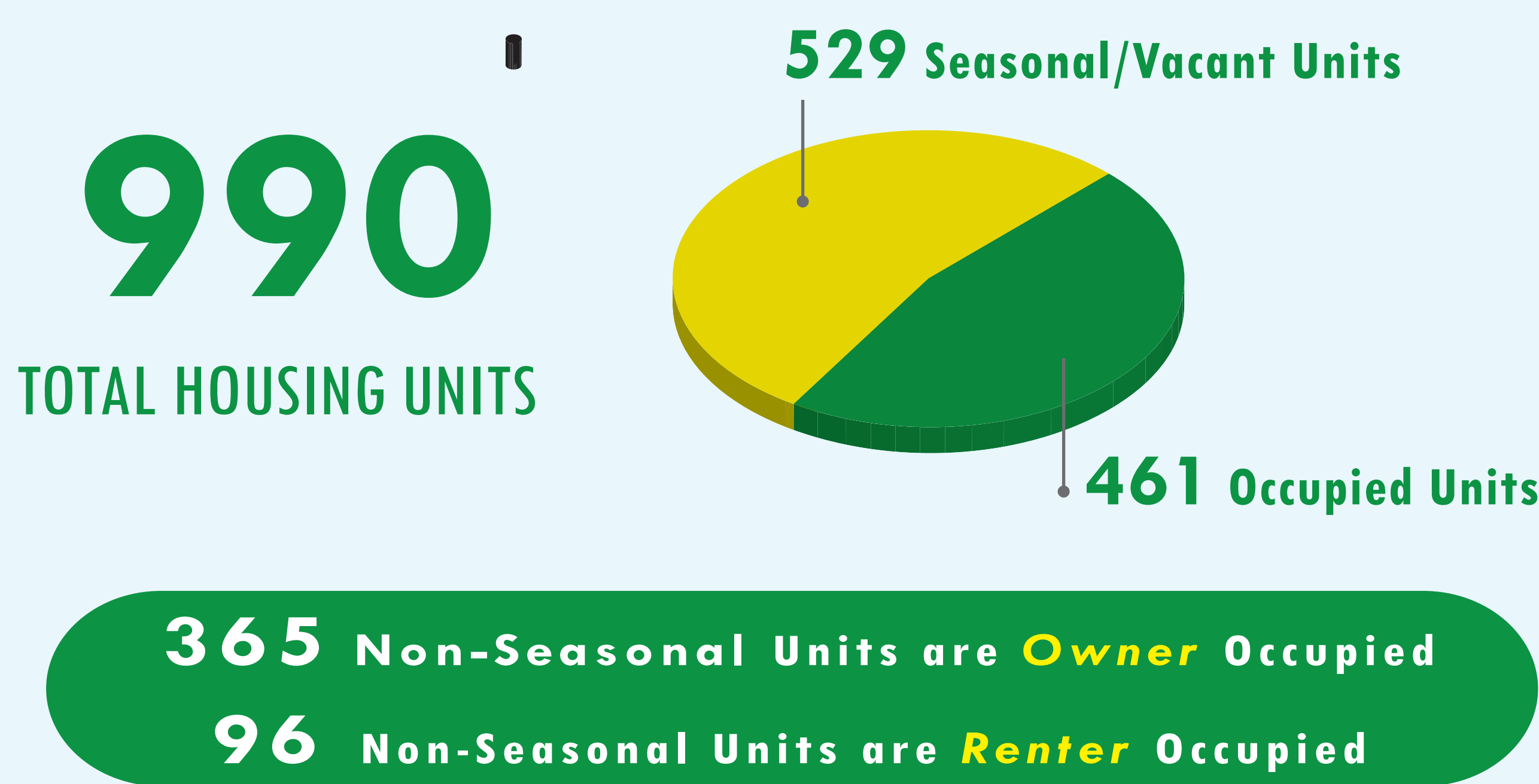
1,082 residents in 2016
816 residents in 2010
835 residents in 2000

Population Trends by Age (US Census)

19 and younger 20-44 years old 45-64 years old 65 and over



Number of Housing Units



Types of Housing Units (US Census)



Housing Costs (US Census)

	Jackson, NH	Carroll County
Median Housing Unit Value	\$385,000	\$227,300
Typical Monthly Mortgage (Local Bank #s)	\$1,538	\$908
Values determined by 30-year, 20% down, 4.375% mortgage rate		

Value of Owner-Occupied Units US Census

\$100k - \$149k = 9 housing units
\$150k - \$199k = 43 housing units
\$200k - \$299k = 54 housing units
\$300k - \$499k = 151 housing units
\$500k - \$999k = 97 housing units
\$1,000,000+ = 11 housing units

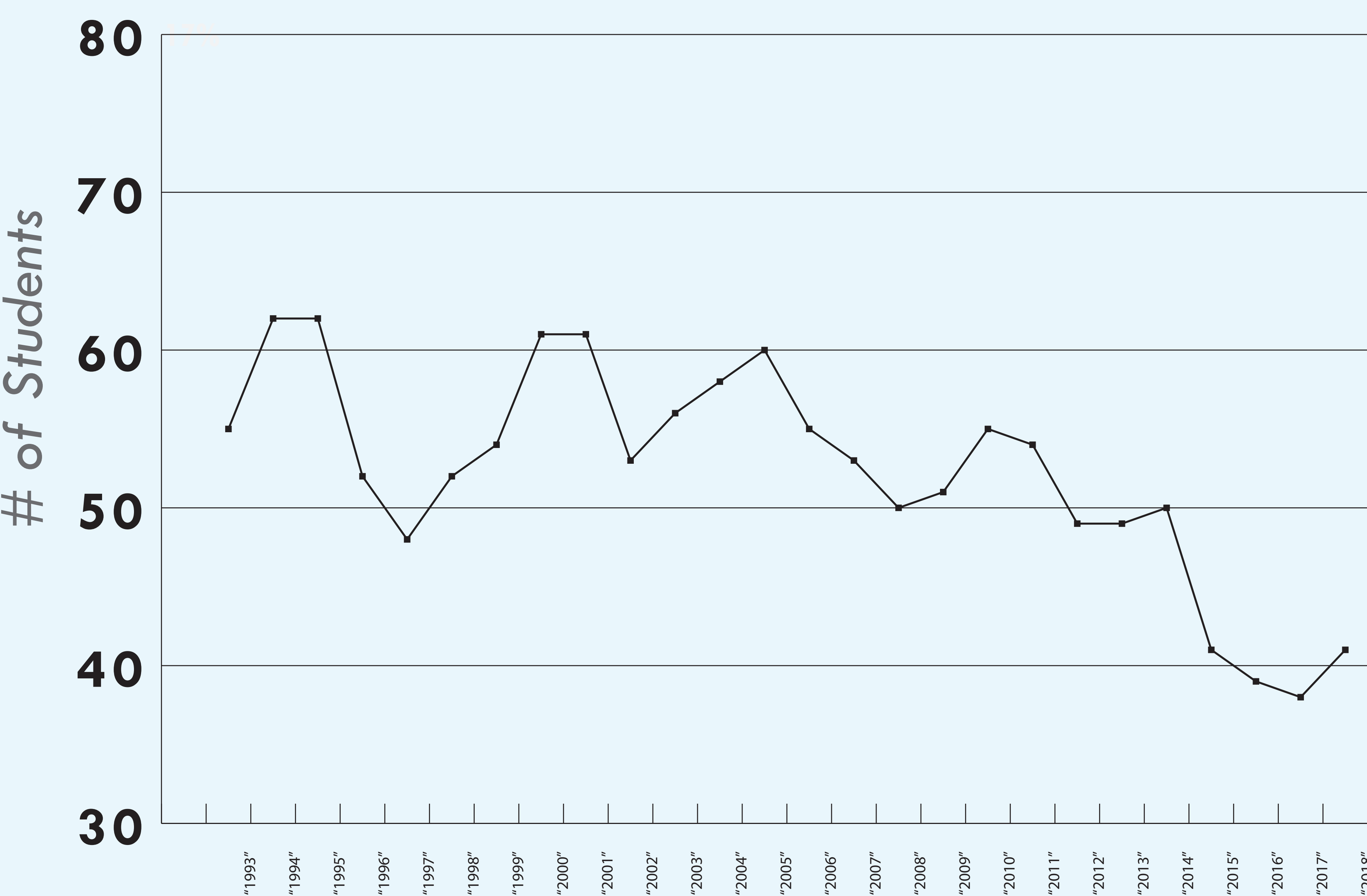
Median Age (US Census)

52.8 in Jackson
50.9 in Carroll County
42.4 in NH

Median Household Income (US Census)

\$79,306 in Jackson
\$56,289 in Carroll County
\$68,485 in NH

JGS Student Population Trends



1.1%
Vacancy Rate in Carroll County
(NH Housing)

There are currently 20 Housing Units for sale in Jackson ranging from \$189k to \$1,295,000. **Only two are under \$300,000.**

RENTERS

\$34,180

Income (60% of 2017 HUD Median Area Income for a family of three)

\$850

Estimated Maximum Affordable Monthly Rent

\$1,500

Typical Monthly Rent in Jackson

Workforce Housing in Carroll County

OWNERSHIP

\$63,300

Income (100% of 2017 HUD Median Area Income for a family of four)

\$239,000

Estimated Maximum Affordable Purchase Price